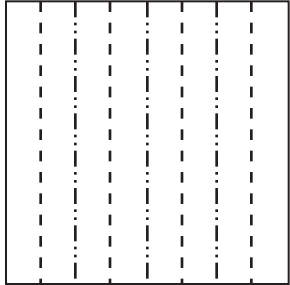
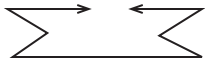


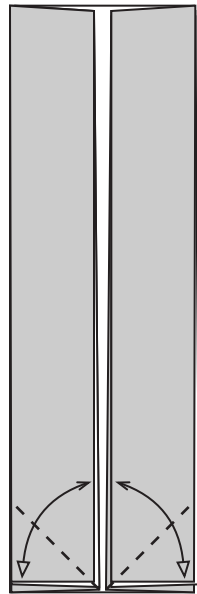
Musical Eighth Note

created & diagrammed by A.A.Fehl (10/27/96)

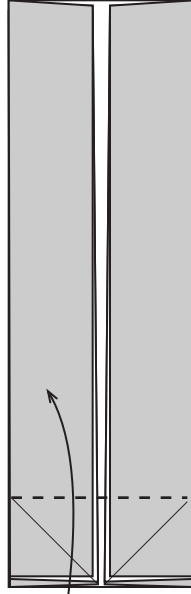
(Foil recommended!)



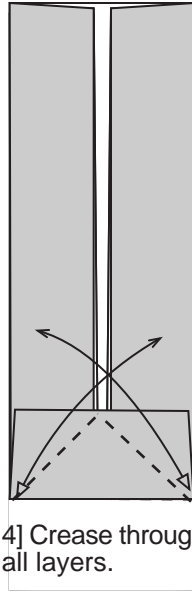
1] Crease in eighths. Then pleat both sides to the center.



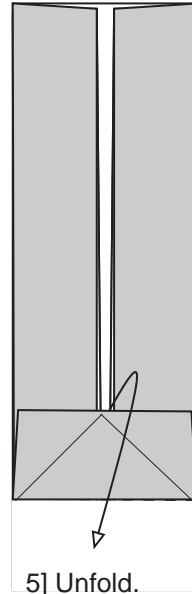
2] Crease through all layers



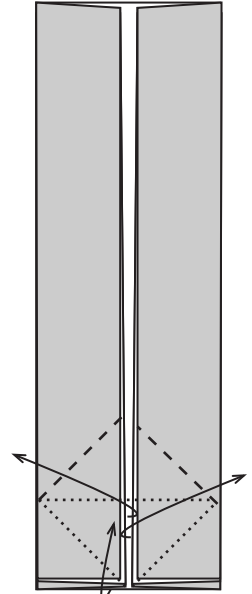
3] Valley up.



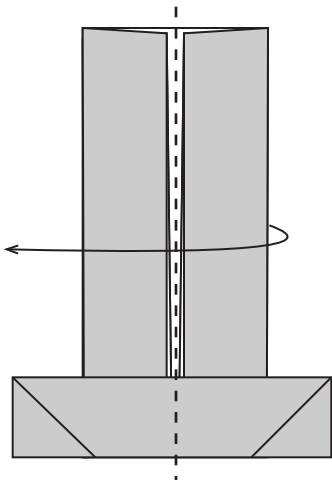
4] Crease through all layers.



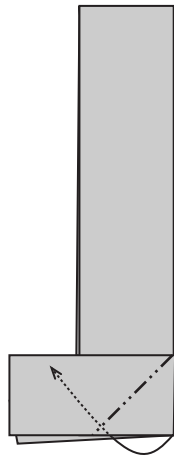
5] Unfold.



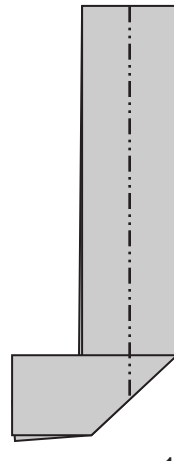
6] Valley fold 2 layers on each side while stretching the underside. Similar to an Elias stretch.



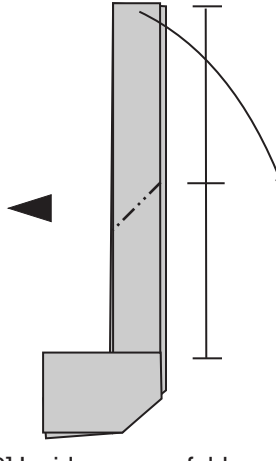
7] Valley fold in half.



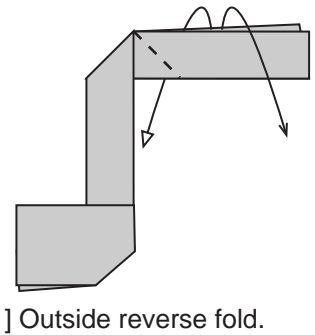
8] Reverse fold.



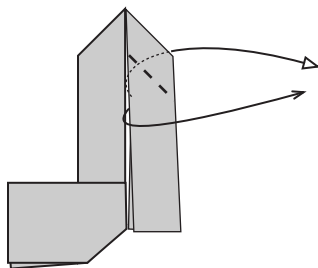
9] Sink.



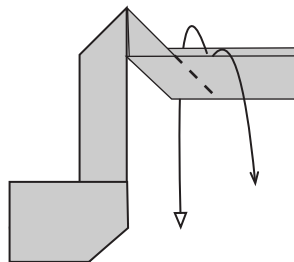
10] Inside reverse fold.



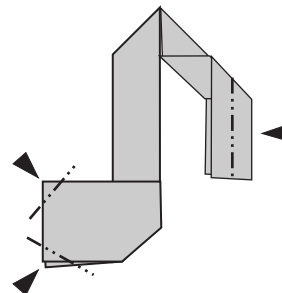
11] Outside reverse fold.



12] Outside reverse fold.



13] Outside reverse fold.



14] Sink flag. Reverse fold corners of head as one to lock. (These reverse folds are folded into an inner pocket. This is similar to a sink.)



JacAI Art ©1996

Musical Eighth Note